

# Facilitating e-Learning for an Inclusive Pedagogy

**E-FLIP E-GUIDE**



Co-funded by  
the European Union



# INDEX

<b>INTRODUCTION</b>	<b>3</b>
<b>HOME PAGE OF THE PLATFORM</b>	<b>5</b>
<b>THE MODULES</b>	<b>6</b>
<b>LOG IN PROCESS</b>	<b>7</b>
<b>THE COURSES</b>	<b>8</b>
<b>COMMUNICATION</b>	<b>11</b>
<b>CONCLUSIONS</b>	<b>11</b>



## INTRODUCTION

Welcome to the e-guide for the e-FLIP, Facilitating e-Learning for an Inclusive Pedagogy project (Project Number: 2021-1-SK01-KA2020-VET-000034712). Developed by Gaziantep University, e-FLIP is an innovative online platform that revolutionizes the way you access and interact with educational materials. This comprehensive e-guide is your go-to resource for navigating and maximizing the features of the e-FLIP website effectively, ensuring an enhanced learning experience. Whether you are a visitor exploring the website or an administrator managing its content, this manual is designed to be your go-to resource for navigating and maximizing your experience. Within this e-guide, you'll find detailed instructions, practical examples, and valuable insights to help you unlock the full potential of e-FLIP.

This e-guide is thoughtfully crafted to provide you with clear instructions, helpful tips, and valuable insights to ensure a seamless interaction with the website. With its user-friendly format, you can quickly find the information you need, whether you're looking for general browsing guidance or specific features and functionalities.

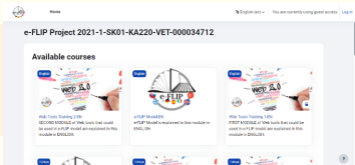


You'll be delighted to know that e-FLIP provides access to a wide range of materials available in nine different languages. This diverse selection ensures that you can explore educational resources in English, Catalan, German, Greek, Icelandic, Italian, Slovakian, Spanish and Turkish. This multilingual approach caters to users from various linguistic backgrounds, enabling a truly inclusive and immersive learning experience. Whether you're studying a new language or seeking educational materials in your native tongue, e-FLIP offers a rich collection of resources in the languages you desire. Embrace the opportunity to access materials in your preferred language and embark on a rewarding learning journey with e-FLIP.

Throughout this manual, we have organized the content in a logical manner, starting with an overview of the website and gradually delving into various sections and features. We'll cover everything from basic navigation to advanced user interactions, enabling you to make the most of your time on e-FLIP Digital Platform: <https://eflip.gantep.edu.tr/>.



### Here is what you can expect:

The screenshot shows the homepage of the e-FLIP platform. At the top, there is a navigation bar with a logo on the left, the word "Home" in the center, and a language selector "English (en)" on the right. Below the navigation bar, the project ID "e-FLIP Project 2021-1-SK01-KA220-VET-000034712" is displayed. The main content area is titled "Available courses" and features three course cards. The first card is for "Web Tools Training 2 EN", described as the "SECOND MODULE of Web tools that could be used in a FLIP model are explained in this module in ENGLISH". The second card is for "e-FLIP Model EN", described as "e-FLIP Model is explained in this module in ENGLISH". The third card is for "Web Tools Training 1 EN", described as the "FIRST MODULE of Web tools that could be used in a FLIP model are explained in this module in ENGLISH". Each card includes a "Book" button and a small image of a hand writing on a board.

On the homepage of e-FLIP, you will find a comprehensive list of available courses and resources to enhance your learning experience. The courses offered include:

**-Web Tools Training 1:** This course provides training on various web tools and technologies, equipping you with the skills necessary to navigate and utilize online platforms effectively.

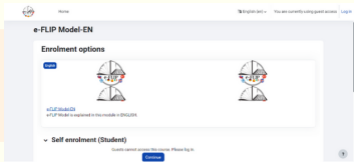
**-Web Tools Training 2:** Building upon the foundation of Web Tools Training 1, this course dives deeper into advanced web tools, exploring additional functionalities and techniques for optimizing your online experience.

**-e-FLIP Model:** Introducing the e-FLIP Model: a revolutionary approach to flipped learning that integrates technology and web-based platforms. Developed as part of the e-FLIP project, this innovative model creates an interactive and stimulating learning environment by leveraging technology and data. Experience a new way of learning with the e-FLIP Model.

## THE MODULES

By accessing these courses, you can acquire valuable knowledge and skills in web tools, digital pedagogy and the e-FLIP model. Whether you're a student, instructor, or lifelong learner, e-FLIP provides an array of resources tailored to your specific needs and interests. Explore the courses in your preferred language and embark on a learning journey that suits your linguistic abilities and educational aspirations.

**Here's what you can expect when you choose the e-FLIP Model:**



The screenshot shows the user interface for the 'e-FLIP Model-EN' course. At the top, there is a navigation bar with the e-FLIP logo, a 'Home' link, a language selector set to 'English (en)', and a notification that the user is currently using guest access with a 'Login' button. The main content area is titled 'e-FLIP Model-EN' and features a section for 'Enrolment options'. This section contains two identical icons of the e-FLIP model, each with a 'Topic' label. Below the icons, there is a note: 'e-FLIP Model is explained in this module in ENGLISH'. At the bottom of the enrolment options, there is a dropdown menu for 'Self enrolment (Student)' and a message: 'Guests cannot access this course. Please log in.' with a 'Continue' button.

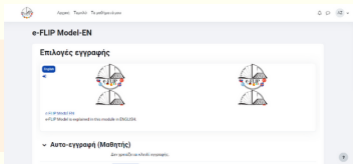
As a guest, you can explore the available content and resources on the page. However, to fully engage with the courses and access all the features and functionalities, logging in is required. Logging in or creating an account will provide you with personalized access to course materials, progress tracking, interactive elements, and a seamless learning experience. So, if you're interested in attending the course and enjoying the complete benefits of e-FLIP, we encourage you to log in or create an account.

## LOG IN PROCESS

In order to log in, you have to create a username or simply provide your email and password. Once logged in, you will have access to all the courses. Additionally, you have the option to select your native language to make the registration procedure more familiar to you.

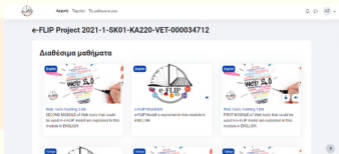


After successfully logging into e-FLIP, you will be directed to a page that displays your personalized dashboard or home page. This page is designed to provide you with easy access to your courses, resources, progress tracking, and any other relevant information specific to your account.

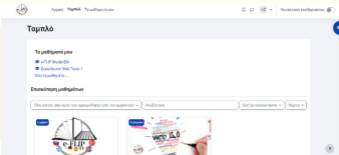


## THE COURSES

From the homepage, you will have a comprehensive view of all the available courses. This allows you to easily browse and explore the diverse range of courses offered on the e-FLIP Digital Platform.

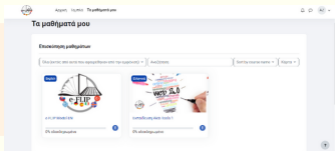


In the dashboard, you will have a clear overview of all the courses you have chosen. This centralized view allows you to easily access and manage the courses you are enrolled in on the e-FLIP Digital Platform.

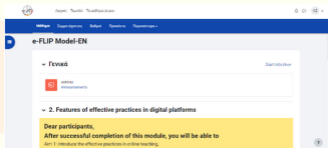


From the "My Courses" section, you will be able to view your selected courses along with their corresponding progress indicators. This section provides a personalized overview of the courses you have chosen to engage with on the e-FLIP Digital Platform.





If you select a course, such as the "e-FLIP Model" you will be directed to a dedicated window specifically designed for that course. This window will provide you with comprehensive information, resources, and interactive elements related to the chosen course.



To successfully complete each module, you will need to go through all four steps in the designated order. This structured approach ensures a comprehensive learning experience across all modules within the course. The same procedure applies consistently throughout the entire courses.

Αρχική Τμήματα Τεχνολογία

Εργαστήριο Τεχνολογίας Εκπαίδευσης

2. Features of effective practices in digital platforms

Dear participants,  
**After successful completion of this module, you will be able to**  
 Aim 1: Introduce the effective practices in online teaching.  
 Aim 2: Review the principles in online teaching.  
 Aim 3: Explain how effective teachers work in online setting.

Module 3 – Click on the the image and complete the Module form Step 1 to 4.



1. Introduction of Effective Online 2. Video/Teacher Online 3. You can't/Teacher Online 4. Presence on Effective online

Αρχική Τμήματα Τεχνολογία

Εργαστήριο Τεχνολογίας Εκπαίδευσης

3. Flipped Classroom Model

Dear participants,  
**After successful completion of this module, you will be able to**  
 Aim 1: Explain the background of Flipped Model.  
 Aim 2: Explain the main principles of Flipped Model.  
 Aim 3: Define the evolution of Flipped Model.  
 Aim 4: Create scenarios of Flipped Model.

Module 4 – Click on the the image and complete the Module form Step 1 to 4.



1. Video Prepart 2. Video Prepart 3. You can't Prepart 4. Presence on Prepart

Within each course, you will have access to additional information and options, including the number of participants enrolled, scores, qualifications, and the ability to delete a chosen course.

Αρχική Τμήματα Τεχνολογία

Εργαστήριο Τεχνολογίας Εκπαίδευσης

e-FLIP Model-EN

Εγγεγραμμένοι χρήστες

Αναζήτηση: [input type="text" value=""] [button type="button" value="OKAY"]

+ [button type="button" value="Showing entries:"] [button type="button" value="Show all entries"] [button type="button" value="Show more entries"]

Μεταβολή [button type="button" value="Change language"]

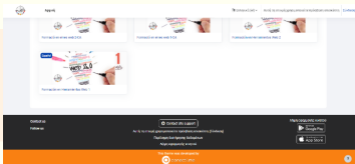
Μεταβολή [button type="button" value="Change theme"]

Κατανομή [button type="button" value="Change theme"]

[button type="button" value="Change theme"]

## COMMUNICATION

You can easily contact us for support or inquiries using the "Contact Us" feature. Additionally, you have the option to download our apps for a convenient learning experience on your preferred devices.

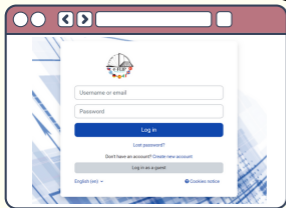


## CONCLUSIONS

In conclusion, the e-FLIP platform provided by the Gaziantep University offers a revolutionary approach to learning through its e-FLIP Model. This platform, funded by the Erasmus+ program, aims to overcome the limitations of conventional flipped learning by integrating technology and web-based platforms.

With a user-friendly interface and courses available in multiple languages, e-FLIP empowers learners to navigate and utilize its features effectively. As a guest, you can explore the available courses and experience the benefits of e-FLIP.

By creating an account, you unlock additional features and personalized learning experiences. The platform's dashboard allows you to conveniently access your chosen courses and track your progress. To further support your learning journey, e-FLIP provides easy access to contact their team for inquiries or support. Visit the e-FLIP Digital Platform at <https://eflip.gantep.edu.tr/?lang=en> to embark on a transformative learning journey, leverage the power of technology, and enhance your educational experience.





The present e-guide has been prepared and created for the European Commission however it reflects the views only of the authors, and the Commission cannot be held responsible for any use which may be made of the information contained therein.



<https://www.e-flip-erasmus.eu/>



<https://eflip.gantep.edu.tr/login/index.php>