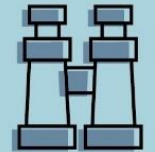




How to use Quizlet in teaching





What is Quizlet

- Quizlet.com is an online EdTech website
- It is a free mobile and web app
- Can be used for all subjects and in all grades
- Quizlet**Plus** is a teacher account that costs about 36 Euros per year
 - It has more features and for example keeps track of students study activities



The tools that keep track of students' progress



Quizlet

Watch students' progress

Gain powerful insights to respond to each student's stage on their learning journey.



Track

See which students began or completed their study sessions and which students need more encouragement



Prioritise

Learn how students are studying and what material needs review



Mobilise

Maximise classroom time based on students' performance





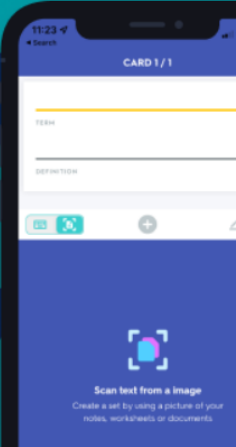
More information

QuizletPlus
for teachers

Snap, scan, study




Create new sets quickly and easily from a photo on your phone

Try it free



Scan text from a image
Create a set by using a picture of your notes, worksheets or documents

Why try Quizlet Plus for teachers?

- **Create more detailed sets**
Customise images, diagrams and audio
- **Track Progress**
See how your students are studying
- **No ads, more focus**
Ad-free studying on any sets you create





Create top-quality content

Format Quizlet's learning and engagement tools the way you prefer.



Multiple choice options

Create custom multiple choice distractors



Enhance and customise sets

Personalise sets by adding audio, images, photos, diagrams and rich text formatting



Remove ads

Help your students focus by creating ad-free sets and classes



Work faster with the app

Create sets instantly from a photo





Features of Quizlet

- To start using Quizlet, go to Quizlet.com
- Create an account
- Verify your email
- Get started

- Students do not need to create an account
- Just add them to the classroom

Let us help you get started!

- ☐ ~~Create an account~~
- ☐ Create a class
- ☐ Create or browse sets for your class
- ☐ Add students to your class

Create a class





This contains professionally reviewed material

Quizlet Home Expert solutions Your library **Create** Free trial

To create a class, study set or folder

Your material is gathered here

Here you can change the language



About us

About Quizlet
Careers
Advertise with us
News
Get the app

For Students

Flashcards
Learn
Solutions

For teachers

Live
Checkpoint
Blog

Resources

Help centre
Honour Code
Community Guidelines
Privacy
Terms
Ad and Cookie Policy

Language

English (UK)



- <https://quizlet.com/join/Tz2fMgs5x>
- The E. – flip classroom



- <https://quizlet.com/330292013/capitals-europe-flash-cards/>
-

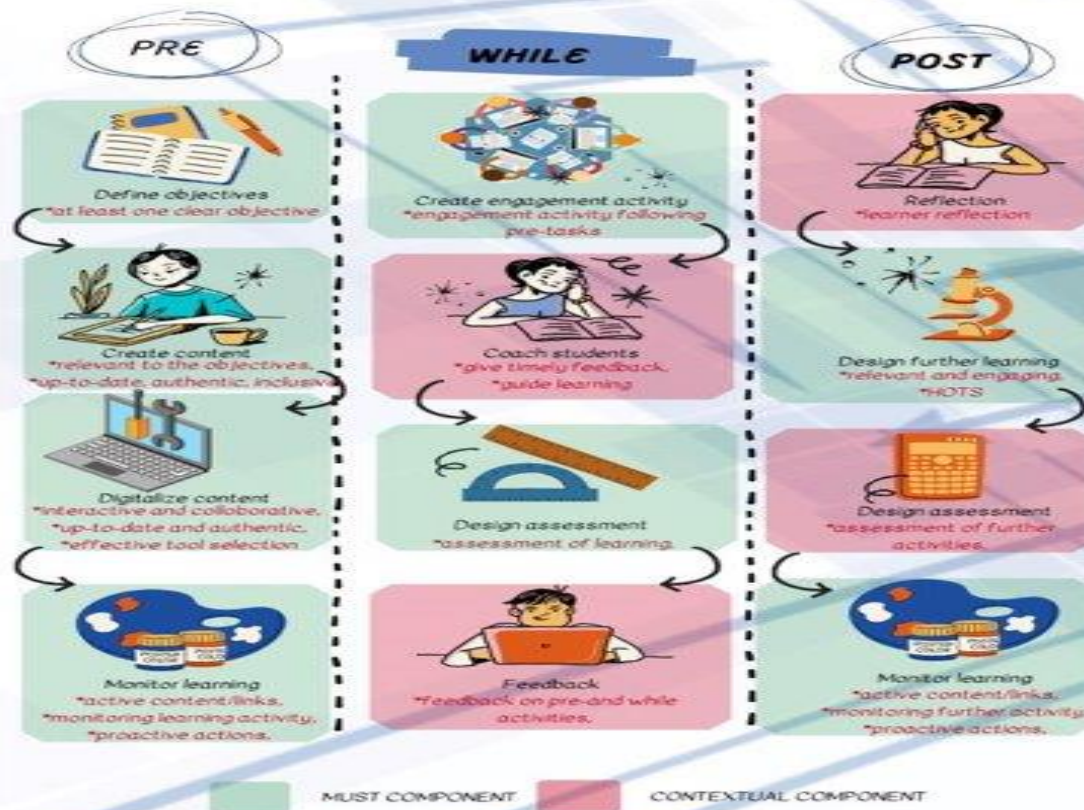


With Quizlet you can:

- Create classes and put in different kinds of quizzes
- Scan from phone
- Track progress with Quizlet plus
- Self test
- Use formative assessment
- Use language options
- Use Diagrams
- Use Multiple choice
- Enrich text and copy and print

DESIGN PROCESS OF E-FLIP

This infographic gives a visual explanation of the design process of e-FLIP learning model.



READY?
let's design our own e-flipped classes...



EU project E-flipped learning model



- Quizlet is easy and effective
- And best of all the kids love it 😊

